



The
**MAYRON COLE
PIANO METHOD**

LEVEL ONE

Supplemental Solos
**FOLK SONG
FAVORITES**



THE ONLY PIANO METHOD THAT TAKES STUDENTS FROM KINDERGARTEN TO COLLEGE

www.FreePianoMethod.com



The
**MAYRON COLE
PIANO METHOD**

LEVEL
ONE

Supplemental Solos
**FOLK SONG
FAVORITES**

© 2006 Mayron Ellis Cole (Original Version)
© 2018 Mayron Ellis Cole (Current Version)

THE ONLY PIANO METHOD THAT TAKES STUDENTS FROM KINDERGARTEN TO COLLEGE

www.FreePianoMethod.com



Permission to Copy The Mayron Cole Piano Method

Although Mayron Cole owns the copyright to this pdf file, she is granting permission to copy it only under the following condition: Teachers and students may print this pdf file at home, school, or at their local print shop; and teachers and students may download, view, copy and/or share this file digitally.

If you have any questions, please contact The Mayron Cole Piano Method at staff@freepianomethod.com.




Table of Contents





Date Assigned	Composition	Page	Grade
_____	Do Your Ears Hang Low?	4	_____
_____	Twinkle, Twinkle Little Star	6	_____
_____	Hey, Diddle Diddle	8	_____
_____	This Old Man	10	_____
_____	Be Kind to Your Web-Footed Friends	12	_____
_____	Roll Over	14	_____
_____	The Crawdad Song	16	_____
_____	Peanut Sat on a Railroad Track	18	_____
_____	It's Raining! It's Pouring!	20	_____
_____	Three Blind Mice	21	_____





Note to Teachers: There are bass clef notes in this book that some early Level 1 students do not yet know. Write the letter name above any bass clef note that a student has not learned.

Do Your Ears Hang Low?

(orchestrated accompaniment has a 6 beat count-in)

arranged by Colleen Mayron Cole





SECOND VERSE

Can your ears stand high?
Can they stand up to the sky?
Can they stand up if they're wet?
Can they stand up if they're dry?
Can you wave them to your neighbor
With a minimum of labor?
Can your ears stand high?

Twinkle, Twinkle, Little Star



(orchestrated accompaniment has a 4 beat count-in)

arranged by Colleen Mayron Cole

The first system of musical notation for 'Twinkle, Twinkle, Little Star' is presented in a grand staff format, featuring a treble and bass clef. The time signature is 2/4. The melody is written in the treble clef, and the accompaniment is in the bass clef. The lyrics are: Twin - kle, twin - kle lit - tle. The notation includes a 4-beat count-in for the melody, indicated by a '4' above the first measure. The bass line begins with a '1' above the first measure.

The second system of musical notation continues the melody and accompaniment. The lyrics are: star. How I won - der. The notation includes a 4-beat count-in for the melody, indicated by a '4' above the first measure. The bass line begins with a '1' above the first measure.

The third system of musical notation concludes the piece. The lyrics are: what you are. **Fine** Up a -. The notation includes a 4-beat count-in for the melody, indicated by a '4' above the first measure. The bass line begins with a '1' above the first measure. A double bar line is placed after the word 'are.', and the word 'Fine' is written in a large, bold font.



D.C. al Fine



Hey, Diddle Diddle!




(orchestrated accompaniment has a 6 beat count-in)

arranged by Colleen Mayron Cole

Hey, did - dle did - dle! The cat and the

fid - dle, the cow jumped o - ver the

moon! The lit - tle dog



This Old Man


(orchestrated accompaniment has an 8 beat count-in)

arranged by Colleen Mayron Cole


First system of musical notation for 'This Old Man'. It features a grand staff with a treble and bass clef, a 4/4 time signature, and a key signature of one flat (Bb). The melody is in the treble clef, and the accompaniment is in the bass clef. The lyrics are: 'This old man, he played one*.' The melody starts with a quarter note on G4, followed by a quarter note on F4, and then a quarter note on E4. The accompaniment starts with a quarter note on G2, followed by a quarter note on F2, and then a quarter note on E2. The melody continues with a quarter note on D4, followed by a quarter note on C4, and then a quarter note on B3. The accompaniment continues with a quarter note on D2, followed by a quarter note on C2, and then a quarter note on B1.

Second system of musical notation for 'This Old Man'. It features a grand staff with a treble and bass clef, a 4/4 time signature, and a key signature of one flat (Bb). The melody is in the treble clef, and the accompaniment is in the bass clef. The lyrics are: 'He played knick - knack on his drum*! With a'. The melody starts with a quarter note on G4, followed by a quarter note on F4, and then a quarter note on E4. The accompaniment starts with a quarter note on G2, followed by a quarter note on F2, and then a quarter note on E2. The melody continues with a quarter note on D4, followed by a quarter note on C4, and then a quarter note on B3. The accompaniment continues with a quarter note on D2, followed by a quarter note on C2, and then a quarter note on B1.

Third system of musical notation for 'This Old Man'. It features a grand staff with a treble and bass clef, a 4/4 time signature, and a key signature of one flat (Bb). The melody is in the treble clef, and the accompaniment is in the bass clef. The lyrics are: 'knick - knack pad - dy whack, give the dog a bone!'. The melody starts with a quarter note on G4, followed by a quarter note on F4, and then a quarter note on E4. The accompaniment starts with a quarter note on G2, followed by a quarter note on F2, and then a quarter note on E2. The melody continues with a quarter note on D4, followed by a quarter note on C4, and then a quarter note on B3. The accompaniment continues with a quarter note on D2, followed by a quarter note on C2, and then a quarter note on B1.





* two = shoe; three = knee; four = door; five = hive; six = sticks; seven = up to heaven;
eight = at the gate; nine = on my line; ten = over again




Be Kind to Your Web-Footed Friends

(orchestrated accompaniment
has an 8 beat count-in)


arranged by Colleen Mayron Cole




Be kind to your








web - foot - ed



friends, for a



duck may be some - bo - dy's



Roll Over

(orchestrated accompaniment has a 7 beat count-in)

arranged by Colleen Mayron Cole

3

There were ten* in the bed, and the

1

* nine, eight, seven, six, five, four, three, two

lit - tle one said, "Roll o - ver! Roll

o - ver!" So they all rolled o - ver and then

1, 2, 3, 4, 5, 6, 7, 8, 9.

one fell out. There were

10.

one fell out. There was one in the bed and the

lit - tle one said, "Good night!"



The Crawdad Song



(orchestrated accompaniment has an 8 beat count-in)

arranged by Colleen Mayron Cole

First system of musical notation for 'The Crawdad Song'. It features a grand staff with a treble and bass clef, a 4/4 time signature, and a key signature of one flat. The melody is in the treble clef, and the bass line is in the bass clef. The lyrics are: 'You get a line and I'll get a pole, my hon - ey!'. The melody starts with a half note G4, followed by a quarter note A4, a quarter note Bb4, and a quarter note C5. The bass line starts with a half note G2, followed by a quarter note A2, a quarter note Bb2, and a quarter note C3. The system is divided into three measures.

Second system of musical notation for 'The Crawdad Song'. It features a grand staff with a treble and bass clef, a 4/4 time signature, and a key signature of one flat. The melody is in the treble clef, and the bass line is in the bass clef. The lyrics are: 'Hon - ey! You get a line and I'll get a pole, my'. The melody starts with a half note G4, followed by a quarter note A4, a quarter note Bb4, and a quarter note C5. The bass line starts with a half note G2, followed by a quarter note A2, a quarter note Bb2, and a quarter note C3. The system is divided into three measures.

Third system of musical notation for 'The Crawdad Song'. It features a grand staff with a treble and bass clef, a 4/4 time signature, and a key signature of one flat. The melody is in the treble clef, and the bass line is in the bass clef. The lyrics are: 'ba - by! Ba - by! You get a line and'. The melody starts with a half note G4, followed by a quarter note A4, a quarter note Bb4, and a quarter note C5. The bass line starts with a half note G2, followed by a quarter note A2, a quarter note Bb2, and a quarter note C3. The system is divided into three measures.



Peanut Sat on a Railroad Track


(orchestrated accompaniment has a 7 beat count-in)

arranged by Colleen Mayron Cole

First system of musical notation for 'Peanut Sat on a Railroad Track'. It features a grand staff with a treble and bass clef, both in 4/4 time. The melody begins with a 7-beat count-in, indicated by a '2' above the first note. The lyrics 'A pea - nut sat on a' are written below the notes. The bass line has a 2-beat count-in, indicated by a '2' above the first note.


Second system of musical notation. The melody continues with the lyrics 'rail - road track his heart was all a -'. The bass line continues with the lyrics 'rail - road track his heart was all a -'.

Third system of musical notation. The melody continues with the lyrics 'flut - ter! A - long came a great big'. The bass line continues with the lyrics 'flut - ter! A - long came a great big'.




choo - choo train! Toot! Toot!

This system of musical notation is for the first part of the song. It consists of a grand staff with a treble and bass clef. The melody is in the treble clef, starting on a middle C and moving up stepwise. The lyrics 'choo - choo train!' are written below the first two measures, and 'Toot! Toot!' are written below the next two measures. The bass clef part has a single note in the first measure and two notes in the second measure.



Toot! Toot! Toot! Toot!

This system of musical notation continues the melody from the first system. It consists of a grand staff with a treble and bass clef. The melody is in the treble clef, continuing the stepwise motion. The lyrics 'Toot! Toot! Toot! Toot!' are written below the four measures. The bass clef part has four notes, each corresponding to a 'Toot!' in the melody.



Now he's pea - nut but - ter!

This system of musical notation is the final part of the song. It consists of a grand staff with a treble and bass clef. The melody is in the treble clef, ending on a middle C. The lyrics 'Now he's pea - nut' are written below the first four measures, and 'but - ter!' is written below the final measure. The bass clef part has a single note in the final measure.

It's Raining! It's Pouring!

(orchestrated accompaniment has a 7 beat count-in)

arranged by Colleen Mayron Cole



2

It's rain - ing! It's pour - ring! The

3

old man is snor - ing. He went to bed and

bumped his head and can't get up 'til morn - ning.

Three Blind Mice

(orchestrated accompaniment has a 6 beat count-in)

arranged by Colleen Mayron Cole

The first system of musical notation for 'Three Blind Mice' is written for piano in 3/4 time. It consists of two staves, treble and bass, joined by a brace on the left. The treble staff begins with a treble clef and a 3/4 time signature. The first measure contains a quarter note G4 with a '3' above it, followed by a half note G4. The second measure contains a half note G4. The third measure contains a half note G4 and a half note F#4 beamed together. The fourth measure contains a half note G4. The fifth measure contains a half note G4. The lyrics 'Three blind mice! Three' are written below the treble staff. The bass staff begins with a bass clef and a 3/4 time signature. The first measure contains a quarter note G2 with a '5' above it, followed by a half note G2. The second measure contains a half note G2. The third measure contains a half note G2 and a half note F#2 beamed together. The fourth measure contains a half note G2. The fifth measure contains a half note G2.

The second system of musical notation continues the piece. The treble staff has a half note G4, a half note G4, a half note G4, a half note G4, and a half note G4. The lyrics 'blind mice! See how they' are written below the treble staff. The bass staff has a half note G2, a half note G2, a half note G2, a half note G2, and a half note G2.

The third system of musical notation concludes the piece. The treble staff has a half note G4, a half note G4, a half note G4, a half note G4, and a half note G4. The lyrics 'run! See how they run!' are written below the treble staff. The bass staff has a half note G2, a half note G2, a half note G2, a half note G2, and a half note G2. A note in the bass staff is marked with a 'count "2 - 3" as you turn page with this hand' instruction.

They all ran af - ter the farm - er's


wife. She cut off their tails with a carv - ing

knife. Did you ev - er see such a sight in your



LEVEL ONE FOLK SONG FAVORITES[©]

Class Autographs





The Mayron Cole Piano Method

LEVEL
PRE-ONE
TEXTBOOK
132 pages
37 compositions
64 theory sheets

LEVEL
ONE
TEXTBOOK
279 pages
89 compositions
110 theory sheets

LEVEL
TWO
TEXTBOOK
195 pages
54 compositions
83 theory sheets

LEVEL
THREE
TEXTBOOK
204 pages
48 compositions
107 theory sheets

LEVEL
FOUR
TEXTBOOK
214 pages
29 compositions
125 theory sheets

LEVEL
FIVE
TEXTBOOK
198 pages
28 compositions
127 theory sheets

LEVEL
SIX
TEXTBOOK
246 pages
25 compositions
147 theory sheets

LEVEL
SEVEN
TEXTBOOK
130 pages
16 compositions
68 theory sheets

LEVEL
EIGHT
TEXTBOOK
157 pages
19 compositions
56 theory sheets

LEVEL
NINE
TEXTBOOK
226 pages
20 compositions
112 theory sheets

THE ONLY PIANO METHOD THAT TAKES STUDENTS FROM KINDERGARTEN TO COLLEGE

www.FreePianoMethod.com